



# Agromet Advisory Bulletin for the District, Kasaragod

(Valid from 18.04.2025 to 22.04.2025)

(Issued jointly by Kerala Agricultural University Regional Agricultural Research Station Pilicode & India Meteorological Department)



<b>Bulletin Number:</b> Pilicode/Mpm-31/2025	<b>Date:</b> 17/04/2025
--	-------------------------

## A. Weather Summary of preceding three days


Rainfall, mm	Max. temp., °C	Min. temp., °C	R. H., %	Wind speed, Km/h
21.4	33.0 – 33.9	24.0 – 26.5	69 – 92	02 – 03





## B. Weather forecast for next five days

Parameters	18-04-2025	19-04-2025	20-04-2025	21-04-2025	22-04-2025
Average Rainfall, mm	0.2	0.1	0.1	0.2	2
Max. Temp, °C	33	33	33	33	33
Min. Temp, °C	26	26	26	26	26
Max. Relative Humidity, %	87	87	87	87	87
Min. Relative Humidity, %	76	76	76	76	76
Wind speed, km/h	8	3	3	3	4
Wind direction, degrees	270	270	270	270	270
Total cloud cover, octa	7	6	7	7	7

## C. Agrometeorological Advisories

Crop	Stages	Problems	Agro-meteorological advisories
<b>General Condition</b>	<b>Light to Moderate Rainfall**</b>		
	Temperatures will be higher during the day. Atmospheric humidity will be normal. There will be light to moderate rainfalls (From 2.5 mm to 64.4 mm within a time span of 24 hours) from April 17 to 21.		
<b>Weather warning</b>	Chances for moderate rainfalls on April 17.		
<b>Impacts</b>	Difficulty in drying agricultural produce in open conditions. Chances for fall off of slender stemmed fruits and vegetables. High temperature during daytime may cause high rate of evaporation water from the soil.		
<b>General Recommendations</b>	Summer rains have prime role in coping up drought. Hence maximum water harvesting should be ensured in the fields. Clean the rain pits. Cover the soil with dried leaves, especially the basins of crops. The opened tree basins which were partially closed after fertilizer application, can act as very good water harvesting structures. Divert the runoff water to such tree basins by drawing furrows.		

	<p>Keep vigilance while drying the harvested produces like seeds, cashew nuts, copra and rubber in open conditions. Provide props to Nendran banana.</p> <ol style="list-style-type: none"> <li>1. Farmers are advised to not work in open places between the time, 11.0am to 3.0 pm. Drink sufficient water to avoid dehydration.</li> <li>2. Provide mist spray of water system and fans in the cattle sheds. Give the livestock sufficient quantity of drinking water intermittently</li> <li>3. Irrigate the crop when the water is available in the evening or early morning.</li> <li>4. Mulch the crop basins. Arrange irrigation if water is available. Adopt drip irrigation method for maximum water use efficiency.</li> <li>5. Remove weeds from the soil to reduce transpiration losses. Powder the soil to dust by breaking the clods. This will act as good soil mulch to prevent evaporation loss of water.</li> <li>6. Well drained areas where lifesaving irrigation possible ragi and pearl millet can be cultivated.</li> <li>7. Control sucking pests; control/minimize the insect and pest incidence with IPM.</li> <li>8. Repair and rejuvenate local water bodies before the rainy season.</li> </ol>		
Paddy (Viruppu: First crop season)	Land preparation for broadcasting	<p>Summer showers are predicted. Immediately after attaining sufficient moisture level in soil, land preparations can be started in places where broadcasting is preferred.</p> <p>In rice fallows where transplanting is practiced during the first crop, organic manure seeds (Daincha, sunhemp, cowpea etc) can be sown during this time. These can be harvested at its 45 days of growth, just before flowering. This will not only help in fixing nitrogen into the soil, but also control the weeds growth in the fields. If there is sufficient soil moisture at the time of harvest, incorporate them into the soil through deep ploughing. Other wise use it for preparation of composts.</p>	
Various crops	Various stages	<p style="text-align: center;"><b>Sucking pests</b></p>  <p>The climate is favourable for the spread of sucking pests like mealy bug, jasids, aphids, mites, bugs etc. If not controlled properly they will act as vectors and may spread virus diseases.</p>	<p>To control the pests apply neem oil emulsion (5 ml. neem oil mixed in one litre of luke warm soap water solution)</p> <p style="text-align: center;">Or</p> <p>Apply malathion 50 EC @ 2 ml + neem oil 4ml per litre of water</p>

Coconut	Various growth stages	<p style="text-align: center;"><b>Rugose White fly</b></p> 	<p>As this is a sap sucking pest, its infestation will be heavy during the hot and dry climatic periods.</p> <p>The sticking property of the gum secreted by the insects may lose in moist conditions. Adopting mulching and irrigations may help the plants to keep the leaves' surfaces moist. On young palms intermittently sprinkle water on the leaves also.</p>
Arecanut	Bearing palms	<p style="text-align: center;"><b>Inflorescence die back and button shedding</b></p> 	<p>Warm humid conditions may cause this disease. Spray Hexaconazole (Contaf) 1 ml/litre or Bordeaux mixture 1%. Repeat after 20-25 days.</p>
Okra	All stages	<p style="text-align: center;"><b>Yellow vein mosaic</b></p> 	<p>Use disease free seed from the disease free area or healthy plant. Rogue out the infected plants.</p> <p>Place yellow sticky traps in the field or Spray Dimethoate 30EC (1.5 ml per litre of water).</p>
Animal Husbandry	All stages	<p style="text-align: center;"><b>Summer Stress</b></p> 	<p>The rise in temperature will affect the thermoregulatory mechanism of dairy cattle. This will cause increase in body temperature, rapid shallow breathing, increased heart rate, profuse salivation, and reduced feed intake. This in turn results in severe production loss and reduced breeding efficiency in dairy cattle.</p> <p>Provide pure drinking water to the dairy cattle (45 to 60 litres of water), Allow grazing only during the cooler parts of the day. Provide shading. Shelter them in thatched roofings of minimum 9 ft. height with ample ventilation. Providing fans, misting and fogging assembly in cattle sheds will help them to regulate body temperature. Also ensure minerals fortified feeds.</p>

Live stock	Ingestion of poisonous shrubs and leaves	During summer, due to shortage in availability of grasses and green leaves, the cattle may accidentally ingest poisonous shrubs and leaves. The commonly found poisonous plants in north Kerala are Rubber, Green bamboo, Aanathottavadi, Chelamaram, Kozhuppa, Arali, Kunnikkuru, Erikku and Avanakku. Difficulty in breathing, fast deep breathes, lack of appetite, lethargy, muscle cramps, shivering, paralysis, pupil dilation, bloat are some of the common toxicity symptoms. Immediately approach a veterinary care centre. Otherwise prepare and administer universal antidote as a first aid. The antidote can be prepared by mixing Activated charcoal (2 parts) + Magnesium oxide (2 parts) + Tannic acid (1 part) +Kaolin (1part). The recommended dose is 250g for cattle, 30g for calves and 15g for goats and pigs, two to three times in a day. The antidotes should be followed by a saline purgative (450g of magnesium sulfate for cattle and for others in proportion to their body weight) in drinking water.
------------	--	--

**\*\* Warning colour codes of rainfall (for disaster management)**

<b>Warning (Take actions)</b>	<b>Alert (Be prepared)</b>	<b>Watch (Be updated)</b>	<b>No warning (No actions)</b>
-------------------------------	----------------------------	---------------------------	--------------------------------

Sd/-  
Nodal Officer,  
GKMS Project, RARS Pilicode