



# Agromet Advisory Bulletin for the District, Kozhikode

(Valid from 29.01.2025 to 02.02.2025)

(Issued jointly by Kerala Agricultural University Regional Agricultural Research Station Pilicode & India Meteorological Department)



**Bulletin Number: Pilicode/Kkd-08/2025**      **Date: 28/01/2025**

## A. Weather Summary of preceding five days







Rainfall, mm	Max. temp., °C	Min. temp., °C	R. H., %	Wind speed, Km/h
0.0	32.4 – 34.6	23.7 – 24.6	55 - 82	00 - 06



## B. Weather forecast for next five days

Parameters	29-01-2025	30-01-2025	31-01-2025	01-02-2025	02-02-2025
Average Rainfall, mm	0	0	0	0.1	0
Max. Temp, °C	34	34	34	31	31
Min. Temp, °C	24	24	24	26	26
Max. Relative Humidity, %	85	85	85	85	85
Min. Relative Humidity, %	55	55	55	55	55
Wind speed, km/h	6	4	3	3	3
Wind direction, degrees	30	20	40	60	50
Total cloud cover, octa	3	4	7	8	7

## C. Agrometeorological Advisories

Crop	Stages	Problems	Agro-meteorological advisories
	<b>No Rainfall **</b>		
<b><u>General conditions</u></b>	<p>The sky will be cloudy. High relative humidity will be experienced.</p> <p>Low night temperature and high day temperature will be experienced. Hence there will be distinct difference between day time temperature and night temperature.</p> <p>There is no rainfall from January 28 to 30 and on February 01.</p> <p>There will be light rainfall ((From 2.5 mm to 15.5 mm within a time span of 24 hours) on January 31.</p>		
<b><u>General Recommendations</u></b>	<p>In plantation crops, water conservation measures should be adopted. Give mulching in the soil with crop residues, green or dried leaves. The trashes used should be free of any pest and diseases. Avoid the trashes of the same species as mulch. This will help to prevent the multiplication of crop specific pest and disease causing organisms. Powdering the top soil using a secondary tillage implement and spreading it uniformly over the field, will help to conserve water for a long period of time in the fields.</p> <p>Restrict the spraying of pesticides/fungicides operations to early morning and evening hours when the air is calm.</p>		

	Irrigate the crop when the water is available in the evening or early morning. Adopt drip irrigation method for maximum water use efficiency		
Paddy	Grain filling stage	Rice bug 	Apply Azadiractin 3000ppm stock after diluting in water @ 3ml/L. To have a better control add and stir one to two ml. of Malathion 50EC per litre of the diluted Azadiractin solution before applying. The spraying should be done in the evening, immediately after sunset.
Coconut	All stages	Stem bleeding 	Chisel out the affected parts and apply Bordeaux paste.  Drench the palm basin (2m radius) with 40 litres of 1% Bordeaux mixture.  After one month, apply 5 kg Trichoderma enriched neem cake and 500g of Ayar® (micro nutrient mixture)
Banana	All stages	Pseudostem weevil 	Adopt field sanitation.  Remove the affected parts and burn it using kerosene.  Apply Beauveria bassiana @ 20 g l <sup>-1</sup> at 5, 6 and 7 month after planting.
Mango	Fruit maturing stage	Mango fruit flies 	Collect and destroy the fallen fruits by taking deep pits atleast 60 cm depth. Set up pheromone trap (methyl eugenol trap) @ 1 trap/15 cents.
Bitter gourd	All stages	Fruit fly 	Setting up of pheromone trap(Cue lure @1/15 cent)  +  Spot application of 10 % jaggery containing 0.1 % malathion@1 spot/40 m <sup>2</sup> on underside of leaves at fortnight intervals.
Cucurbits	All stages	Powdery mildew on cucurbits 	As a prophylactic measure apply 'Mancozeb'(@ 2g/l of water).  If disease appeared, spray lime sulfur (@3g/L of water) on both surfaces of the leaves. Repeat after 10 days.

Ginger	Early growth stage	<p style="text-align: center;">Stem borer</p> 	<p>Apply any neem based insecticide @4ml/l</p> <p style="text-align: center;">OR</p> <p>Spray Flubendiamide (Fame -2 ml in10 litres of water) 2-3 times at weekly interval.</p>
Bovines	All stage	<p style="text-align: center;">Lumpy skin</p> 	<p>Lumpy skin disease is a viral disease that affects cattle and it is transmitted by blood-feeding insects, such as certain species. of flies and mosquitoes, or ticks. It causes fever, nodules on the skin and can also lead to death.</p> <p><b>Prevention:</b> Keep the shed and surroundings clean and hygiene. Movement of cattle should be controlled and provide vaccination under the recommendation of veterinary doctor.</p>

**\*\* Warning colour codes of rainfall (for disaster management)**

Warning (Take actions)	Alert (Be prepared)	Watch (Be updated)	No warning (No actions)
------------------------	---------------------	--------------------	-------------------------

Sd/-  
Nodal Officer,  
GKMS Project, RARS Pilicode