



Agromet Advisory Bulletin for the District, Kozhikode

(Valid from 01.02.2023 to 05.02.2023)



(Issued jointly by Kerala Agricultural University Regional Agricultural Research Station Pilicode & India Meteorological Department)

Bulletin Number: Pilicode/Kkd-09/2023

Date: 31/01/2023

A. Weather Summary of preceding five days






Rainfall, mm	Max. temp., °C	Min. temp., °C	R. H., %	Wind speed, Km/h
0.0	33.6 – 35.2	22.8 – 24.8	56.5 – 84.5	0.0 – 06.0




B. Weather forecast for next five days

Parameters	01-02-2023	02-02-2023	03-02-2023	04-02-2023	05-02-2023
Rainfall, mm	0.5	0	0	0	0
Max. Temp, °C	35	35	35	35	35
Min. Temp, °C	25	25	25	25	25
Max. Relative Humidity, %	84	84	84	84	84
Min. Relative Humidity, %	60	60	60	60	60
Wind speed, km/h	8	8	6	6	6
Wind direction, degrees	290	270	270	250	270
Total cloud cover, octa	8	6	7	8	7

C. Agrometeorological Advisories

Crop	Stages	Problems	Agro-meteorological advisories
			Isolated rainfalls **
<u>General conditions</u>			Isolated rainfalls. Low night temperature (minimum 23°C) and high day temperature (maximum 34°C) will be experienced. Hence there will be large difference between day temperature and night temperature. The atmospheric humidity also will be between 50 and 76%. The sky will be clear.
<u>General Recommendations</u>			Fungal diseases like blight, leaf spots and wilt may spread in crops. Keep vigilance. Take control measures in the beginning stage of diseases. In plantation crops, water conservation measures should be adopted. Give mulching in the soil with crop residues, green or dried leaves. The trashes used should be free of any pest and diseases. Avoid the trashes of the same species as mulch. This will help to prevent the multiplication of crop specific pest and disease causing organisms. Powdering the top soil using a secondary tillage implement and spreading it uniformly over the field, will help to conserve water for a long period of time in the fields. Restrict the spraying of pesticides/fungicides operations to early morning and evening hours when the air is calm.

Coconut	All stages	<p>Stem bleeding</p> 	<p>Chisel out the affected parts and apply Bordeaux paste.</p> <p>Drench the palm basin (2m radius) with 40 litres of 1% Bordeaux mixture.</p> <p>After one month, apply 5 kg Trichoderma enriched neem cake and 500g of Ayar® (micro nutrient mixture)</p>
Coconut	All stages	<p>Drought Management</p>	<ol style="list-style-type: none"> 1) Apply compost/dried leaves in the basins to increase water holding capacity. 2) Adopt drip irrigation. This will minimize the irrigation water loss. <p>Protect the newly planted young seedlings from direct sunlight falling on it by providing good shades.</p>
Mango	Fruit maturing stage	<p>Mango fruit flies</p> 	<p>Collect and destroy the fallen fruits by taking deep pits atleast 60 cm depth. Set up pheromone trap (methyl eugenol trap) @ 1 trap/15 cents.</p>
Vegetables	Growth phase	<p>Vegetables Sucking Pests</p> 	<p>Spray neem based insecticide (@ 4ml insecticide/litre of water). Repeate the spraying at every seven days intervals till flowering. If there is severe attack, spray Actara® (@3g/litre of water). Spray the insecticides on both surfaces of the leaves.</p>
Bitter gourd	All stages	<p>Fruit fly</p> 	<p>Setting up of pheromone trap(Cue lure @1/15 cent)</p> <p>OR</p> <p>Spot application of 10 % jaggery containing 0.1 % malathion@1 spot/40 m² on underside of leaves at fortnight intervals.</p>
Amaranths'	All stages	<p>Leaf blight</p> 	<p>Avoid overhead irrigation. Irrigate gently the basal regions of the plants. If disease is severe, apply cow dung slurry supernatant (2%) as foliar spray and Pseudomonas flourescens (2%) or Trichoderma viridae (2%) as soil application.</p>

Pumpkin	All stages	<p>Pumpkin beetle</p> 	<p>Apply malathion 50 EC @ 3 ml / litre of water or malathion 50 EC @ 2 ml + neem oil 4ml per litre of water.</p> <p>After irrigation, drench the soil with malathion 50 EC @ 3 ml / litre of water. After the application of insecticide, with hold irrigation on next two days.</p>
Brinjal	Various stages of growth	<p>Epilachna beetle</p> 	<p>Collection and destruction of every stage of the pest. Spray neem seed kernel extract @ 5 %. Apply neem – oil garlic emulsion @ 20 ml per litre.</p>
Bovines	All stage	<p>Lumpy skin</p> 	<p>Adopt vaccination.</p> <p>Keep cattle sheds and its surroundings hygienic.</p>

**** Warning colour codes of rainfall (for disaster management)**

Warning (Take actions)	Alert (Be prepared)	Watch (Be updated)	No warning (No actions)
-------------------------------	----------------------------	---------------------------	--------------------------------

Sd/-
Nodal Officer,
GKMS Project, RARS Pilicode