



Agromet Advisory Bulletin for the District, Malappuram

(Valid from 31.05.2025 to 04.06.2025)

(Issued jointly by Kerala Agricultural University Regional Agricultural Research Station Pilicode & India Meteorological Department)



Bulletin Number: Pilicode/Mpm-43/2025

Date: 30/05/2025

A. Weather Summary of preceding four days



Rainfall, mm	Max. temp., °C	Min. temp., °C	R. H., %	Wind speed, Km/h
252.2	27.0 – 30.2	23.2 – 24.0	93 – 98	06 – 18





B. Weather forecast for next five days

Parameters	31-05-2025	01-06-2025	02-06-2025	03-06-2025	04-06-2025
Average Rainfall, mm	60	15	5	10	15
Max. Temp, °C	31	31	31	31	31
Min. Temp, °C	25	25	25	25	25
Max. Relative Humidity, %	95	95	95	95	95
Min. Relative Humidity, %	93	93	93	93	93
Wind speed, km/h	8	6	6	8	6
Wind direction, degrees	290	200	200	290	290
Total cloud cover, octa	8	8	8	8	8

C. Agrometeorological Advisories

Crop	Stages	Problems	Agro-meteorological advisories
General Condition	Light to Moderate Rainfall**		
	The sky will be cloudy. High relative humidity will be experienced. The atmospheric temperature will come down		
	There will be heavy rainfalls on May 31 in isolated places.		
	There will be light to moderate rainfalls from June 01 to 03.		
Weather warning	Heavy rainfall is very likely to occur at isolated places over Malappuram district on May 31.		
Impacts	<p>Difficulty in drying agricultural produce in open conditions.</p> <p>Chances for fall off of slender stemmed fruits and vegetables.</p> <p>Chances for water stagnation in the fields.</p> <p>Lightning may injure people and cattle at open place.</p> <p>Dispersion of soil from the field and hence seed displacement and poor germination of seeds.</p>		
General Recommendations	<p>Take care while drying the harvested products like rice, rubber, copra, pulses, vegetable seeds, etc directly under sun.</p> <p>Do not heap the harvested products in the field itself.</p> <p>Give popping to all soft slender stemmed crops like banana, vegetables, climbers etc.</p> <p>Clean the drainage channels in crop lowlands to enable proper drainage of excess water in case of exigencies if any.</p>		

	<p>Do not shelter the cattles in shelters having weak structures.</p> <p>Provide mulch at the base of the crop to prevent soil and root damage.</p> <p>Postpone sowing of seeds; if already sown, avoid water stagnation in the field and cover the seeded area with natural mulching materials like straw, farm residues.</p> <p>Keep animal feeds, seeds, fertilizers etc. in termite free and moist free rooms on elevated platforms coated with wooden pannels.</p> <p>Spraying should be done when there is no rainfall.</p>		
Paddy (Viruppu: First crop season)	Sowing	<p>Broadcast sowing/ Nursery preparation for transplanting can be initiated in places where moisture availability is ensured.</p> <p>Preparation of seeds:- To prevent seed borne diseases, dress the seeds with Pseudomonas @ 10g/kg of seeds before sowing</p> <p>Nursery preparation for transplanting -. Apply dried and powdered farm yard manure or compost while preparing the nursery @ 1kg/m² and thoroughly incorporate to the soil.</p>	
Coconut	Water Stagnation due to heavy spell of rainfalls	<p>The following practices are advised in cases of continuous heavy rainfalls and water stagnation:</p> <p>Ensure good drainage and hygienic conditions in the farm. Spill out either manually or mechanically the stagnating water from the basins of young palms immediately after the cessation of rainfalls. Rake the soils in the basins with forks and aerate the soil.</p> <p>Apply extra dose of lime @ 1-2 kg/tree in the basins to sanitize the soil. Apply extra micro nutrient mixture (Ayar @ 250g/tree) and Potash (@ 1kg/tree) two weeks after the application of lime. Apply Trichoderma and Pseudomonas to the soil. Spray Bordeaux mixture (1%) to the spindle region of the palms.</p>	
Rice	Nursery stage	<p>Brown leaf spot</p> 	<p>If the disease is severe Spray Mancozeb 75WP at the rate of 3g/ litre of water OR spray Carbendazim + Mancozeb 75WP at the rate of 2g/ litre of water</p>
Coconut	All stages	<p>Rhinoceros beetle</p>  <p>Dwarf varieties and young palms are more vulnerable to the attack.</p>	<p>Take out the beetles from the attacked palm crown using beetle hook. Swab the hole made by the beetles with Bordeaux paste to prevent entry of fungus through the cut surface.</p> <p>Old fishnets can be reused for controlling the pest. Cut the nets into pieces of size 1m x 0.5m. Keep the middle portion of the net, lengthwise into the axils of 3rd and 4th leaf whirls of the palm. Push the net firmly with small stones into the axils. The hanging sides of the net should be kept open. The beetles will be trapped in the nets and get destroyed. Care should be taken to move the nets to upper leaf axils accordingly while fresh leaves are emerging.</p>

Coconut	All stages	<p>Bud rot</p> 	<p>As a preventive measure, small perforated sachets containing 2 g of mancozeb may be tied to the top leaf axil. When rains, a small quantity of the fungicide is released from the sachets to the leaf base and thus protecting the palm.</p> <p>Spray 1% Bordeaux mixture on the crown of palms.</p>
Black pepper	All stages	<p>Foot rot</p> 	<p>As prophylactic measure, apply 150 gram of Trichoderma enriched neem cake - cow dung mixture in the basins of the vines and incorporate thoroughly with the soil.</p> <p>If disease already appeared, drench soil in the plant basins with Redomil 0.2% (2g/litre of water). Spray the same on the leaves also.</p>
Banana	Various stages of growth	<p>Sigatoka leaf spot</p> 	<p>There should not be any water stagnation in the basins of the crop. As prophylactic measures spray Pseudomonas (@ 20g/litre) at fortnight intervals.</p> <p>If disease appears:-Cut and burn all affected leaves. Spray Carbendazim and Mancozeb (@ 2ml per litre) alternatively at fortnight interval.</p>
Ginger/ Turmeric	Sowing	<p>Rot and wilt diseases</p>	<p>As a precaution, use Trichoderma enriched Farm Yard Manure.</p> <p style="text-align: center;">OR</p> <p>Apply Trichoderma directly onto the moist soil (@ 25g each of Trichoderma per every 100 square meters of the seed bed).</p>
Livestock (Cows/Goats)	Milking	<p>Mastitis</p> 	<p>The disease is common on cows which are sheltered in unhygienic conditions.</p> <p><u>Prevention:-</u> Ensure hygienic conditions for the individual animals as well as their shelter and its surroundings. The milking machines should be cleaned properly after every use. Boost the immunity of cattle by supplementing feeds with vitamins and minerals containing health tonics.</p> <p>If disease appears, give medication under the supervision of a Veterinary doctor immediately.</p>

**** Warning colour codes of rainfall (for disaster management)**

Warning (Take actions)	Alert (Be prepared)	Watch (Be updated)	No warning (No actions)
-------------------------------	----------------------------	---------------------------	--------------------------------

Sd/-
Nodal Officer,
GKMS Project, RARS Pilicode