



Agromet Advisory Bulletin for the District, Malappuram

(Valid from 01.01.2025 to 05.01.2025)

(Issued jointly by Kerala Agricultural University Regional Agricultural Research Station Pilicode & India Meteorological Department)



Bulletin Number: Pilicode/Mpm-105/2024	Date: 31/12/2024
---	-------------------------

A. Weather Summary of preceding five days







Rainfall, mm	Max. temp., °C	Min. temp., °C	R. H., %	Wind speed, Km/h
0.7	31.6 – 33.6	24.0 – 24.7	61 – 86	04 – 10






B. Weather forecast for next five days

Parameters	01-01-2025	02-01-2025	03-01-2025	04-01-2025	05-01-2025
Average Rainfall, mm	0	0	0	0	0
Max. Temp, °C	34	34	34	34	34
Min. Temp, °C	24	24	24	24	24
Max. Relative Humidity, %	86	86	86	86	86
Min. Relative Humidity, %	61	61	61	61	61
Wind speed, km/h	2	2	2	2	2
Wind direction, degrees	200	200	250	200	200
Total cloud cover, octa	4	3	3	4	4

C. Agrometeorological Advisories

Crop	Stages	Problems	Agro-meteorological advisories
General conditions	No Rainfall **		
	<p>The sky will be cloudy. High relative humidity will be experienced.</p> <p>Low night temperature and high day temperature will be experienced. Hence there will be distinct difference between day time temperature and night temperature.</p> <p>There is no rainfall from December 31 to January 04.</p>		
General Recommendations	<p>Irrigate the crop when the water is available in the evening or early morning. Adopt drip irrigation method for maximum water use efficiency</p> <p>Give mulches in crop basins to prevent water loss from soil.</p> <p>Restrict the application of chemical fertilizers and poultry manure in un- irrigated areas. Provide Vermicomposting or coir pith compost in the basins. Compost has very good water holding capacity.</p> <p>For mulching, the trashes used should be free of any pest and diseases. Avoid the trashes of the same species as mulch. This will help to prevent the multiplication of crop specific pest and disease causing organisms. Powdering the top soil using a secondary tillage implement and spreading it uniformly over the field, will help to conserve water for a long period of time in the fields.</p> <p>Protect young plants by surrounding them with thatched coconut leaves.</p>		

Coconut	Various growth stages	<p style="text-align: center;">Rugose White fly</p> 	<p>As this is a sap sucking pest, its infestation will be heavy during the hot and dry climatic periods.</p> <p>The sticking property of the gum secreted by the insects may lose in moist conditions. Adopting mulching and irrigations may help the plants to keep the leaves' surfaces moist. On young palms intermittently sprinkle water on the leaves also.</p>
Arecanut	All stages	<p style="text-align: center;">Spindle Bug</p> 	Spray Dimethoate 30EC(1.5 ml/litre of water)
Black pepper	All stages	<p style="text-align: center;">Pollu disease</p> 	Spray hexaconazole (@ 2ml/litre of water)
Banana	Various stages of growth	<p style="text-align: center;">Sigatoka leaf spot</p> 	<p>Cut and burn all affected leaves.</p> <p>Spray Tilt or Contaf (@ 2ml per litre)</p>
Mango	Flowering stage	<p style="text-align: center;">Mango hoppers</p> 	Spray Azadirachtin (@5ml/litre Azadirachtin 3000pmm)
Jack	Various stages	<p style="text-align: center;">Fruit fall due to fungal infections</p> 	Spray Bordeaux mixture (1% strength).

Various crops	Various stages	<p style="text-align: center;">Sucking pests</p>  <p>The climate is favourable for the spread of sucking pests like mealy bug, jasids, aphids, mites, bugs etc. If not controlled properly they will act as vectors and may spread virus diseases.</p>	<p>To control the pests apply neem oil emulsion (5 ml. neem oil mixed in one litre of luke warm soap water solution)</p> <p style="text-align: center;">Or</p> <p>Apply malathion 50 EC @ 2 ml + neem oil 4ml per litre of water</p>
Cucurbit Vegetables	Planting	<p style="text-align: center;">Downy mildew</p> 	<p>As a prophylactic measure apply 'Mancozeb' (@ 2g/l of water). If disease appeared, spray Akomin® (@3ml/L) on both surfaces of the leaves, thrice at 15 days interval. Remove and burn out the infested leaves.</p>
Cucurbitaceo us Vegetables	Flowering and fruit setting	<p style="text-align: center;">Melon fruit flies</p> 	<p>Keep pheromone traps.</p> <p>Spray Malathion:- Mix 2 ml of Malathion in one litre of water. Dissolve 10g of jaggery in the solution to attract the flies. Spray this solution on lower sides of the leaves</p>
Tomato	Growing stage	<p style="text-align: center;">Wilt</p> 	<p>If disease is seen, spray Redmil® (2g/litre) or Akomin® (2ml/litre).</p>
Brinjal	Flowering and fruit setting	<p style="text-align: center;">Shoot and Fruit borer</p> 	<p>Remove and destroy affected fruits and shoots. Spray chlorantraniliprole (coragen 3ml per 10 l of water) 2-3 times at weekly interval.</p>

Pumpkin	All stages	<p style="text-align: center;">Pumpkin beetle</p> 	<p>Apply malathion 50 EC @ 3 ml / litre of water or malathion 50 EC @ 2 ml + neem oil 4ml per litre of water.</p> <p>After irrigation, drench the soil with malathion 50 EC @ 3 ml / litre of water. After the application of insecticide, with hold irrigation on next two days.</p>
---------	------------	---	---

Sd/-
Nodal Officer,
GKMS Project, RARS Pilicode

**** Warning colour codes of rainfall (for disaster management)**

Warning (Take actions)	Alert (Be prepared)	Watch (Be updated)	No warning (No actions)
-------------------------------	----------------------------	---------------------------	--------------------------------